


# HELP PREVENT FIRES AT YOUR BUSINESS



**90,000** NON-RESIDENTIAL  
STRUCTURE FIRES EACH YEAR

# \$9.5 BILLION

OF PROPERTY DAMAGE  
OCCURRED IN NON-RESIDENTIAL  
STRUCTURE FIRES FOR 2013

## WHAT TIME?



**NOON TO 2 P.M.**  
PEAK HOURS



**7 P.M. TO 7 A.M.**  
HIGHER %  
PROPERTY DAMAGE

## LEADING CAUSES OF BUSINESS STRUCTURE FIRES

SMALL APPLIANCES / COOKING



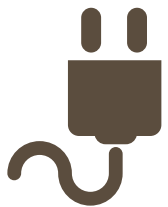
**29%**



ARSON

**20%**

ELECTRICAL DISTRIBUTION  
AND LIGHTING EQUIPMENT



**12%**

HEATING EQUIPMENT



**11%**

## SPRINKLER SYSTEMS



**90%** **ACTIVATED**

**88%** **EFFECTIVE**

PERCENTAGE OF TIME

## TIPS FOR BUSINESS FIRE SAFETY



**FIRE EXTINGUISHERS**  
ARE UP TO DATE



**TEST SMOKE  
ALARMS  
MONTHLY**




**SPRINKLER  
HEADS**  
ARE FREE FROM  
OBSTRUCTION



**EXIT DOORS**  
ARE CLEARLY  
MARKED AND  
ILLUMINATED



**ELECTRICAL  
OUTLETS**  
ARE FREE FROM  
EXPOSED WIRES



**EMPLOYEES  
TRAINED IN  
FIRE SAFETY PLAN**



**FLAMMABLE  
LIQUIDS**  
ARE STORED  
PROPERLY



**FIRE DRILLS  
CONDUCTED  
FREQUENTLY**

Created by:

**Glatfelter  
Religious  
Practice**  
A Division of Glatfelter Insurance Group

[www.GlatfelterReligiousPractice.com](http://www.GlatfelterReligiousPractice.com)

Sources: [usfa.fema.gov](http://usfa.fema.gov) :: [nfpa.org](http://nfpa.org)